**Retractable Lifeline – Wire Rope ARES SRL-15 SH EDGE**

---

The **ARGA SAFETY** retractable lifeline **ARES SRL-15 SH EDGE** is a fall arrest block designed for situations that require fall protection in order to give personnel unhindered movement.

## Warning:

Working at height is a very dangerous activity which may lead to severe injury or fatality. We advise that you personally assume the responsibility to learn the use and the safety measures that apply to this equipment. Remember that there is no better "instruction" than that of a trained instructor. Train in the use of this tool, verify that you have fully understood how it works and if in any doubt, please ask competent person!
Don't make any alterations or additions to the equipment without the manufacturer's prior written consent.
Any repair shall only be made by the manufacturer.
The products shall not be used outside its limitations, or for any purpose other than that for which it is intended.
It is essential for the safety of the user that if the product is re-sold outside Taiwan, the reseller shall provide instructions for use, for maintenance, for periodic examination and for repair in the language of the country in which the product is to be used.
If there is reason to doubt your fitness to safely absorb the shock from a fall arrest, please consult your doctor.
Age and fitness seriously affect a worker's ability to withstand falls. Pregnant women or minors must not use ARGA SAFETY hooks or carabiners.

### 1. GENERAL USE INFORMATION

All warnings and instructions must be provided to the authorized user.
All authorized users must reference the relevant local standards to which the device complies (eg EN360:2002).
Refer to device labelling for device compliance.
Ensure working area is free from hazards and obstructions that could interfere with the working of the device or cause harm to the user.
Inspect all equipment before each use as per the manufacturer's instructions.
All equipment should be inspected on a regular basis by a competent qualified person.
A competent person must ensure the systems compatibility will not allow accidental disengagement.
Any equipment must be as the manufacturer intended. Do not use altered or modified equipment.
Repairs must only be carried out by the manufacturer or authorized service centers with written consent to do so.
Any product that has visual deformities, deterioration or unusual wear should have its webbing cut before being discarded.
Any equipment subjected to a fall must be removed from service.
A rescue plan with the means to implement it should be in place before using this equipment.
Fall protection equipment is designed for a specific use. Never use it for something it wasn't designed to do.

Environmental hazards should be considered when using this equipment. Equipment should not be exposed to hazardous chemicals. Inspection intervals may need to be more frequent in such environments. If in doubt contact ARGA SAFETY for advice.

Equipment should not be exposed to any object likely to cause damage to it, including abrasive surfaces, sharp edges, extreme temperatures or moving machinery etc.

Always ensure a potential fall path is free from obstructions and has a large enough ground clearance.

Never remove a products label as it contains information important to the use of the device. If the label is missing remove the device from service immediately.

Anchor device or structural chosen to serve as the anchor points must confirm to EN795 or EN362 standard and anchorage location that will avoid free fall and swing fall hazards. The minimum strength of the anchor must be 12kN.

For general fall protection use, attach snap hook to back D-Ring or to chest anchor point. A full body harness conforms to EN361:2002 is the only acceptable body holding device that can be used in a fall arrest system.

**ARGA SAFETY products are made in accordance with European Standard No. EN360:2002.**

## 2. LIMITATIONS OF USE

**ALWAYS avoid lifeline contact with sharp or abrasive edges and surfaces.**

Single person use only. Maximum user rating of 140kg. **Never exceed this weight!**

Device must always be tested for locking before every use.

Device should retract at all times, if the device does not retract, do not use.

Never allow the device to retract with the line slack. Only ever retract the line under tension.

Never allow the line to become slack during use.

Never use the device as a restraint or work positioning device.

Do not lubricate this device.

Remove from service if the device shows signs of a fall or any part of the system fails an inspection.

This is a non-serviceable device, if the device does not operate correctly it must be disposed of immediately or returned to the manufacturer for inspection.

The device must be kept clean and free from dust, dirt, grime, and contaminants.

The device must be used in such a way as to minimize the likelihood of a swing fall.

Never work above the device.



***User must read, understand and observe these instructions for use.***

## 3. COMPATIBILITY

ARGA SAFETY fall arrest blocks are designed in conjunction with ARGA SAFETY approved components. Replacing or substituting any components in a system could reduce the effectiveness of a system and must not be done.

- Meaning of marking and / or symbols:
  Manufacturer name or abbreviation name: ARGA SAFETY
  ARGA SAFETY Item number: e.g. **ARES SRL-15 SH EDGE**

Device length: e.g. 15m

Year code of manufacturing month and year manufacturing month: 4 digits, e.g. 04/25

Serial Number: (10 digits) e.g. 2202250001

Standard: EN360:2002

Maximum weight: 140kgs

## 4. FALL DISTANCE CALCULATION

The device will arrest based on each length requirement. Do not use when this is less than the requirement ground clearance below the users feet. This does not take into consideration any swing fall or additional fall distance if the user is not working directly below the anchorage. For further information, please contact ARGA SAFETY.

Never work outside of a 30-degree cone created from the device through vertical, if a fall were to occur the device would lock and the user would swing like a pendulum and may sustain injury from this hazard

## 5. MAINTENANCE, STORAGE & INSPECTION

Inspect the fall arrest block, lifeline, hook and anchorage for signs of wear, deformation, damage or corrosion

Pull line sharply to engage brakes and ensure the brakes lock before each and every use

Pull out line to ensure that it pays out and recoils smoothly. Ensure that the webbing is free from cuts, abrasion and wear marks. Ensure hook swivels and twist gate operates and closes correctly

Ensure hook load indicator is not deployed. If the red section is visible, the fall arrest block must be removed from service immediately

When not in use, store equipment where it will not be affected by heat, light, excessive moisture, chemicals or other degrading elements.

During transportation such as express, sea freight, truck, store inside carton box.

Check the user instructions are clear and legible. If the webbing becomes wet in use, ensure webbing is extended and left to dry naturally. To clean the housing or webbing, a mild detergent can be used with warm or cold water. The webbing or must be extended from the device and left to dry naturally

Ensure that fall arrest block certification is current before use, the block must have been inspected within the last 12 months (6 months if used in corrosive or off-shore environments)

If for any reason the inspection of this block shows signs for concern or doubt then the block must be quarantined and removed from service immediately. Advice should be sought from the supervisor and if still concerned the block must be sent to the supplier, an approved service agent or the manufacturer for evaluation or disposal. If the device is to be discarded, the webbing must be cut through to prevent further use. If this is necessary, cut the webbing at the hook end above the shock absorber allowing the webbing to be retracted into the device

## 6. INSPECTION RECORDS AND SCHEDULE

**Fall Arrest Block Service Log**

Product lifetime is indefinite, as long as product passes all inspection requirements. All products must pass pre-use and Competent person inspections. User must inspect prior to EACH use. Competent Person other than user must complete formal inspection at least every 6 months. Competent Person to inspect and initial. This inspection log must be specific to one. Separate inspection logs must be used for each SRL. All inspection records must be made visible and available to all users at all times.

Date of first use: _____

Batch / Serial number: _____

| **Model** | **Serial No.** | **Date Entered Service** |
|---|---|---|
| Date of Recertification | Organisation | Date of Next Recertification |
| Name | Signature | Results/Comments |
| Date of Recertification | Organisation | Date of Next Recertification |
| Name | Signature | Results/Comments |
| Date of Recertification | Organisation | Date of Next Recertification |
| Name | Signature | Results/Comments |
| Date of Recertification | Organisation | Date of Next Recertification |
| Name | Signature | Results/Comments |

Involved notified Body:

**design and controlling stage:**

SATRA Technology Europe Ltd (2777)

Bracetown Business Park,

Clonee, Co. Meath

D15 YN2P

Ireland

**IT IS ESSENTIAL TO ENSURE BEFORE USE THAT THE RECOMMENDATIONS SPECIFIC TO EACH PART ASSOCIATED WITH THIS PRODUCT ARE COMPLIED WITH, AS SPECIFIED IN THE MANUAL.**

**IMPORTANT:**

These instructions should be supplied to each person using this product. This connector must be inspected according to ARGA SAFETY catalog (www.argasafety.com) prior to each use by the user and at least once a year by the manufacturer or by an authorized person. The inspection should be recorded on the enclosed schedule.

This instruction applies to the following models:

| Description | Sample | Cable Length | Housing Material | Cable Material |
|---|---|---|---|---|
| **Retractable Lifeline** | **ARES SRL-15 SH EDGE** | **15 meter** | **Thermoplastic** | **Galvanized Steel** |

Additional model numbers may appear on the next printing of these instructions.

**Chart for User Instruction and Warning Information**

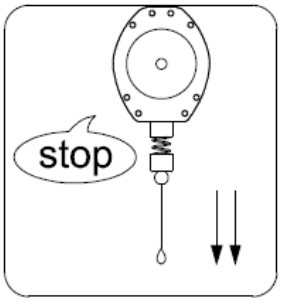


Pull line sharply to engage brakes and ensure device locks before each and every use

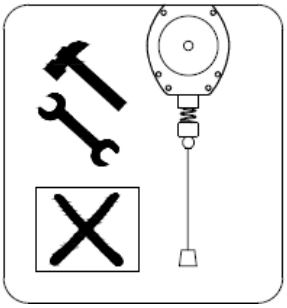

Never attempt to service this unit or tamper with its function in any way.

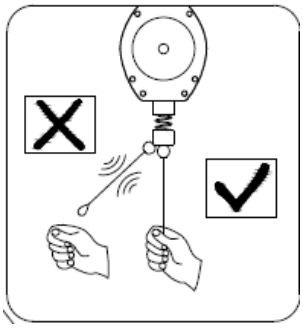

The device should be fitted above the use.




Use the device at temperature from -30 to 50 Celsius degree or -22 to 122 Fahrenheit degree.

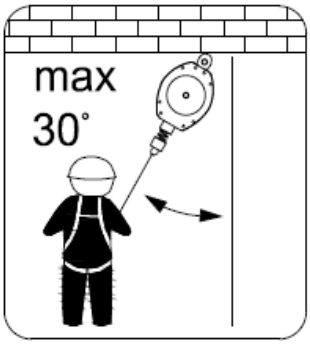


Never work outside of a 30 degree cone created from the device through vertical




Maximum capacity 140kg including user, tools and equipment.

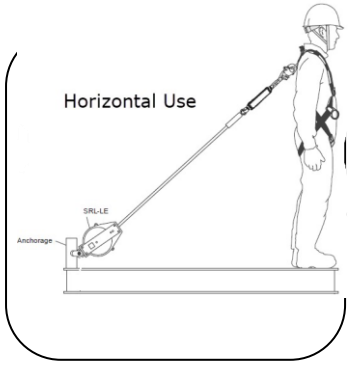


EGDE Device : Horizontal Use

**IMPORTANT :**

1) Ensure that the anchorage point is above the user.
2) Inspect the device, life line, hook and anchorage for signs of wear, deformation, damage or corrosion.
3) Ensure hook swivels and gates operate and close correctly. Ensure load indicator has not deployed.

Connect only to fall arrest attachment of a full body harness.

Connector closed and locked to D-ring. **OK.**





Connector to integral lanyard. **NO.**

Two connectors to same D-ring. **NO.**





Connector directly to webbing. **NO.**

Incompatible or irregular application, which may increase risk of roll-out. **NO.**







Connector directly to horizontal lifeline. **NO.**

Two or more snap hooks or carabiners connected to each other. **NO.**





