ARGA SAFETY The Safest Way of Working at Height

USER GUIDE

Retractable Lifeline –

ARES SRL-6 SH, ARES SRL-10 SH, ARES SRL-20 SH, ARES SRL-30 SH

The ARGA retractable lifeline **ARES SRL-6 SH, ARES SRL-10 SH, ARES SRL-20 SH** is a Retractable Type Fall Arrester (RTFA) designed for fall from a height protection in various working conditions. It features a retractable wire rope lanyard with self-locking functionality, as well as an automatic tensioning and return system. The device is intended to be attached to an anchor point, with the retractable end connected to the user's harness. In the event of a fall, it effectively limits both the braking force and the arrest distance, ensuring user safety.

- The **ARES SRL SH** is designed for use in **overhead (vertical)** applications, allowing the user to move freely while maintaining continuous fall protection.



Warning :
Working at height is a highly dangerous activity that may result in severe injury or death. Therefore, all work activities must be carried out in a manner that minimizes both the risk of falling and the height of any potential fall.
We advise that you personally understand your responsibility to learn how to use this equipment safely and understand the necessary precautions. Remember, there is no better instruction than that provided by a trained instructor. Ensure you are properly trained in the use of this tool, fully understand its operation, and, if in doubt, consult a competent person.

Do not make any alterations or modifications to the equipment without the manufacturer's prior written consent. Any repairs must be carried out by the manufacturer only.

This product must not be used beyond its limitations or for any purpose other than its intended use. And ensure the device has to be used in secure conditions.

For the safety of the user, if the product is resold outside Taiwan, the reseller must provide instructions for use, maintenance, periodic examination, and repair in the language of the country where the product will be used.

Avoid crossing and twisting of the retractable lanyards during use.

If you have any doubts about your physical ability to safely absorb the impact of a fall arrest, consult your doctor. Age and physical condition significantly affect a worker's ability to withstand falls. Pregnant women and minors must not use this equipment.

1. GENERAL USE INFORMATION

a. All warnings and instructions must be provided to authorized users.

b. All authorized users must reference the relevant local standards to which the device complies (e.g. **EN360:2023**). Please refer to the device label for compliance details. Never remove the product label, as it contains important information for proper use. If the label is missing, the device must be taken out of service immediately.

c. Ensure the working area is free from hazards and obstructions that could interfere with the device's operation or pose a risk to the user.

d. Inspect all equipment before each use and conduct periodic inspections strictly in accordance with the manufacturer's instructions. Ensure that regular inspections are conducted by a competent and qualified person, or by a person or organization authorized by the manufacturer.

NOTE: ARGA could provide all necessary information and equipment to enable periodic examinations of this product to be carried out by a competent person. Where required, ARGA may also provide training to support individuals in becoming competent or in updating their competency for the periodic examination of PPE or related equipment. Alternatively, the ARGA may plan for authorized organizations or person to be available for this purpose. If you have any questions or require further clarification, please contact ARGA for more information.

e. All equipment must be used as originally intended by the manufacturer and should never be altered, modified, or used for unintended purposes.

f. Repairs must only be performed by the manufacturer or authorized service centers with written consent.

g. **Before each use, the device should be inspected to ensure it is in efficient condition and correctly functioning and the detail inspect items were list below.** If any product shows visible deformities, signs of deterioration, activated fall indicators, or unusual wear, it must be permanently removed from service. To prevent accidental reuse, the wire rope or cable should be cut prior to disposal.

FOR RTFA SHOULD INSPECT:

- Verify the connection between the wire rope and the connector.
- Ensure that the aluminum ferrule between the wire rope and the connector is properly crimped and free from damage.
  For LECE models, ensure that the webbing of the energy absorber connected to the connector is intact, with no tears or damage.
- Check for sharp edges and burrs on device components, especially on the wire rope.
- The wire rope should be clean and smooth.
- For LECE models, deployment of the energy absorbing system should not be extended
- Verify on the orifice there is no dirty and its surface is smooth
- Check the legibility of the product markings.
- All the check regarding and specific for the integrated connector.

FOR CONNECTOR SHOULD INSPECT:

- Visual/tactile check for cracks, corrosion, distortion, burrs, wear.
- Ensure the connector hangs vertically and moves freely.
- Test gate function, alignment, and lateral wear.
- Gate must fully close and lock.
- Check the legibility of the product markings.
- Check that load indicator has not been activated

h. The retractable lanyard of the RTFA is made of galvanized steel wire rope. DO NOT attempt to replace the rope yourself. If any defects such as corrosion or fraying are found, the device must be removed from service immediately, as continued use may result in serious injury or death.

i. A rescue plan, along with the means to implement it, must be in place before using this equipment, as the long inert suspension could otherwise cause severe injury or death.

j. Consider environmental hazards when using this equipment. It must not be exposed to hazardous chemicals. In such environments, inspection intervals may need to be more frequent. If in doubt, contact ARGA SAFETY. for guidance.

k. The device must not be exposed to any conditions that could cause damage, such as abrasive surfaces, sharp edges, extreme temperatures, moving machinery, water, or ice. Additionally, do not twist the wire rope, as these factors may negatively affect its performance and behavior.

l. Always ensure that the fall path is free from obstructions and that there is sufficient ground clearance.

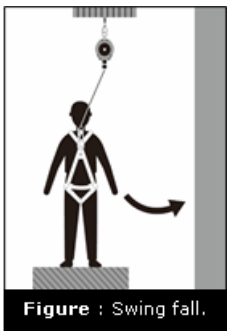

Figure : Swing fall.

m. Note that a full-body harness designed, tested, and approved for fall arrest is the only acceptable body-holding device that can be used in a fall arrest system. When connecting the harness to RTFA it should ensure that connector is really closing, and the connector has compliance with EN 362.
n. Where applicable, the device should be personal.
o. Ensure that the instructions for other components used in conjunction with these products are complied with as stated by the **Regulation (EU) 2016/425**.

Compliance: ARGA products are manufactured and certificated in accordance with European Standard EN360:2023 and Regulation (EU) 2016/425.

2. LIMITATIONS OF USE

a. For single person use only. The allowable user weight ranges from **a minimum of 40 kg** (only considering the user's weight, excluding tools and equipment) **to a maximum of 140 kg** (including user, tools and equipment). These limits must never be exceeded.
b. Always test the device for proper locking before each use and ensure it retracts at all times—if it does not retract, do not use it.
c. Never allow the line to become slack and always keep it under tension when retracting and during use.
d. This device is not intended for restraint or work positioning—do not use it for these purposes.
e. Do not lubricate this device, as doing so may impair its locking function and result in serious injury even death.
f. It should be removed from service immediately in case a fall has occurred, even if there are no visible signs of an incident or inspection.
g. This is a non-serviceable device. If it does not function correctly, it must be disposed of immediately or returned to the manufacturer for inspection.
h. Use the device in a way that minimizes the risk of a swing fall.
i. Never work above the Non-LECE series when using it.
j. The RTFA shall not be used in any application where the self-locking function may not activate. e.g. inclined surfaces, free flowing solids.
k. Only LECE version (N-9450LECE-20, N-9450LECE-33, N-9450LECE-50 and N-9450LECE-66) are suitable and tested to be used over an edge, however, the use over an edge has to be avoid if there is the risk that lanyard can be cut. Always verify the dimension, the condition and the radius of the edge. Limit use on edges as far as possible because it generally presents greater risks. (If necessary, evaluate the installation of a protection according to manufacturer indication.)

3. COMPATIBILITY

a. When used in a fall arrest system, the RTFA shall be connected to a compatible connector (e.g., EN 362 compliant) to prevent roll-out or accidental disengagement. Only compatible components shall be used to form a complete fall arrest system. Ensure you verify this with the User Instruction for Use for the assembled system. Incorrect combinations may result in serious injury or death. Compatibility must be verified by a competent person.
b. ARGA RTFA are designed to be used only with ARGA-approved components.
c. Replacing or substituting any component in the system may reduce its effectiveness. This also applies when using other PPE that may be safe on its own but is not compatible with the device and is not limited only to accessories. Using such components is extremely dangerous and hazardous and is therefore strictly prohibited.
d. This RTFA is designed for use by one person only.
e. Permitted configurations of RTFAs include:

- This device is compatible with full body harnesses that are equipped with integrated connection elements. Examples include harnesses with a sewn-in dorsal D-ring extension or a permanently

attached attachment loop. Ensure that any harness used complies with EN 361 and has been properly inspected prior to use. For correct harness wearing, refer to the specific User Instruction for Use of the harness, and check the effective compatibility with this device. The RTFA housing shall only be connected to the fixed anchor point on the structure while the retractable end shall only be connected to the dorsal attachment point of the harness; connecting the housing of the retractable device to the user's harness, or connecting the retractable end to the sternal attachment point of the harness, is not permitted.

- Always use a connector that conforms to EN362 to connect the device to the anchor point via its attachment point. Ensure that the device and the anchor point are always positioned correctly. Check that the connector is correctly closed and locked.
- Use the integrated EN362 connector to connect the RTFA to the harness attachment point. Check if the connector is correctly closed and locked.
- The connection of the RTFA on the anchor has always be done by means of its housing attachment point.

f. Non-permitted configurations of RTFAs include:

- Use of additional lanyards, ropes, or slings between the RTFA and the anchor point unless specifically approved by the manufacturer.
- Connection of the RTFA to a harness that includes an extension strap at the dorsal D-ring unless tested and approved for such use.
- Use with anchor slings that are not properly tensioned or that may shift under load.
- Fitting of the RTFA on user side: it is not possible the connection of the RTFA housing directly to user's harness by means of its housing attachment point.

g. For safety, always verify the fall clearance at the workplace before each use to ensure there is no risk of collision with the ground or any obstacles in the event of a fall. For guidance on how to calculate fall clearance, please refer to Section 5.

WARNING: As the angle and lateral offset increase, more free space is required to prevent the user from hitting the ground or other obstacles in the event of a fall, including the effects of a pendulum swing.

h. RTFA is considered to have compatible connection when it can move freely and its movement does not interfere with the functioning of other equipment or connection elements

i. When used for **OVERHEAD** application, especially for **non-LECE** versions, the RTFA should always be positioned above the user.

4. MEANING OF MARKING AND / OR SYMBOLS:

Manufacturer name or abbreviation name: e.g. **Y**
ARGA Item number: e.g. **ARES SRL 6 SH**
Wire rope length: e.g. **6m**
Serial No.: 2 letters with 8 digitals, e.g. AB12345678 0
Production date: 4 digits representing month and year, e.g. 04/25
Standard: **EN360:2023**
Conformity to Reg. (EU) 2016/425: CE
Number of the notified body involved in the procedure set out in Annex VIII (Module D) of Reg. (EU) 2016/425: **2777**
Manufacturer address: **#39,33rd Road, Taichung Industrial Park, Taichung 407, Taiwan, R.O.C**



User must read, understand and observe these instructions for use.

Chart for User Instruction and Warning Information

1		4	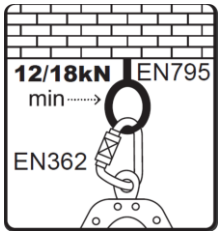	7	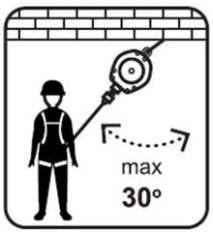	10		13	
2		5	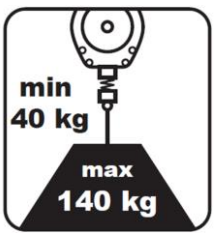	8		11		14	
3		6		9		12	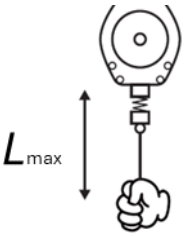		

1. Do not hang or clip anything onto the cable area
2. Pull line sharply to engage brakes and ensure device locks before each and every use.
3. Connect only to a body harness which complies with EN361.
4. The minimum required strength of the anchor device is 12 kN and 18 kN for non-metallic anchorage has to comply with EN795.
5. Including user, tools and equipment: Maximum capacity 140kg. Excluding tools and equipment: Minimum capacity 40kg.
6. The device can be anchored overhead ONLY **and by means of its housing attachment point ONLY**. It must be attached only vertical with its anchor point positioned at the top
7. Never work outside of a 30°-degree cone created from the device through vertical
8. Ensure the working area is free from hazards and obstructions that could interfere with the working of the device or cause harm to the user.
9. The device should be fitted above the use and DO NOT use the device with the wire cable not aligned with the housing vertical axis when used in vertical overhead applications.
10. Use the device at temperatures from -40 to 50 Celsius degrees or -40 to 122 Fahrenheit degrees.
11. Never attempt to service this unit or tamper with its function in any way.
12. “Lmax” stands for the maximum length with the retractable lanyard fully extracted (e.g. 6 m).
13. Loading over an edge is prohibited.
14. RTFA must always be mounted to an overhead anchor by means of its housing attachment point. RTFA's housing shall not be mounted on the user’s harness.

IMPORTANT :

1) Ensure that the anchorage point is above the user.
2) Inspect the device, lifeline, hook and anchorage for signs of wear, deformation, damage or corrosion.
3) Ensure hook swivels and gates operate and close correctly. Ensure load indicator has not deployed.
4) Connect only to fall arrest attachment of a full body harness.

5. MAINTENANCE & INSPECTION

a. Inspect the RTFA, lifeline, hook and anchorage for signs of wear, deformation, damage or corrosion before each use. Ensure that the wire rope does not twist or wrap during use, as this may cause damage to the wire rope and lead to injury or even death.

b. Before each use, test the brake system by sharply pulling the line to ensure it engages and locks properly. Pull the line out to check for smooth payout and recoil, and inspect the wire rope for cuts, abrasions, or wear marks.

c. Before each use, verify hook operation by ensuring it swivels correctly, and the self-locking gate closes securely. Check the hook load indicator positioned under the swivel —if the red section is visible, immediately remove the RTFA from service.

d. If the device becomes wet, due to use or cleaning, fully extract the wire cable for a better and secure drying. If necessary, use dry lint-free cloth and allow the device to dry naturally, in air, keeping away from direct heat or exposure to sun. To clean the housing and the wire rope, use a mild detergent with tap and clean water (warm or cold). Wash by hand using at the most a lint-free cloth. Use only this method for cleaning and disinfection.

e. If any concerns arise during inspection, quarantine the device and remove it from service immediately. Seek guidance from a supervisor, and if concerns persist, send the device to the supplier, an approved service agent, or the manufacturer for evaluation or disposal.

f. RTFAs should be stored and transported in a cool, dry and clean environment, away from direct sunlight and areas with chemical vapors, as exposure to these could affect the device's behavior and performance. Inspect the device thoroughly after extended storage or transportation before use. Protect the device to avoid the risk of damage during transport.

g. Ensure user instructions are clear and legible. Verify certification is current before use. The RTFA must have been inspected within the last 12 months (6 months if used in corrosive or offshore environments).

h. Keep the device clean and free from dust, dirt, grime and other contaminants, otherwise its behavior and performance may be affected.

i. **Service Life:** It is very difficult to estimate obsolescence due to local use and storage conditions. However, the following factors may significantly reduce the device’s strength and limit its lifespan to as little as a single use: incorrect use, severe fall arrest, mechanical deformation, a fall from height involving the rescue lifting device, general wear and tear, gate malfunction, chemical contamination, and heat exposure. Regardless of visible condition, it is necessary to replace the device after 10 years.

To confirm whether the RTFA should be removed from service, please verify the following items at a minimum. The other verification items could also refer to point g of section 1-General Use Information

- Abnormal variations color, sign of wear, deformations, cracks and sign of abrasion, cut
- Inspect wire rope for broken wires, fraying or bending.

7. INSPECTION RECORDS AND SCHEDULE

The year of manufacture:
The date of purchase:

Inspection Records and Schedule

Model	Serial No.	Date Entered Service
Date of Inspect	Organization	Date of Next Inspect
Name of Inspector	Signature	Results/Comments
Date of Inspect	Organization	Date of Next Inspect
Name of Inspector	Signature	Results/Comments
Date of Inspect	Organization	Date of Next Inspect
Name of Inspector	Signature	Results/Comments
Date of Inspect	Organization	Date of Next Inspect
Name of Inspector	Signature	Results/Comments
Date of Inspect	Organization	Date of Next Inspect
Name of Inspector	Signature	Results/Comments
Date of Inspect	Organization	Date of Next Inspect

If any questions, please contact us immediately.
ARGA SAFETY.

Involved notified Body:

Module B	Module D
Certottica s.c.r.l. (NB 2008) Z.I. Villanova, 7/a 32013 Longarone (BL) Italy	SATRA Technology Europe Ltd (NB 2777) Bracetown Business Park, Clonee, Co. Meath D15 YN2P Ireland

BEFORE USE, IT IS ESSENTIAL TO ENSURE COMPLIANCE WITH THE SPECIFIC RECOMMENDATIONS FOR EACH COMPONENT ASSOCIATED WITH THIS PRODUCT, AS OUTLINED IN THE MANUAL.

IMPORTANT:

These instructions must be provided to every user of this product. The RTFA must be inspected before each use by the user and at least once a year by the manufacturer or an authorized person, in accordance with the ARGA catalog (www.argasafety.com). All inspections must be recorded in the enclosed inspection schedule.
User safety depends on the continued efficiency and durability of the equipment.

This instruction applies to the following models:

Description	Sample	Wire Rope Length	Housing Material	Wire Rope Material
Retractable Lifeline	**ARES SRL-6 SH**	**6 meters**	**Plastic**	**Galvanized steel wire rope**
Retractable Lifeline	**ARES SRL-10 SH**	**10 meters**	**Plastic**	**Galvanized steel wire rope**
Retractable Lifeline	**ARES SRL-20 SH**	**20 meters**	**Plastic**	**Galvanized steel wire rope**
Retractable Lifeline	**ARES SRL-30 SH**	**30 meters**	**Plastic**	**Galvanized steel wire rope**

Additional model numbers may appear on the next printing of these instructions.
EU declaration of conformity download: www.argasafety.com

RTFA Elements

ARES SRL

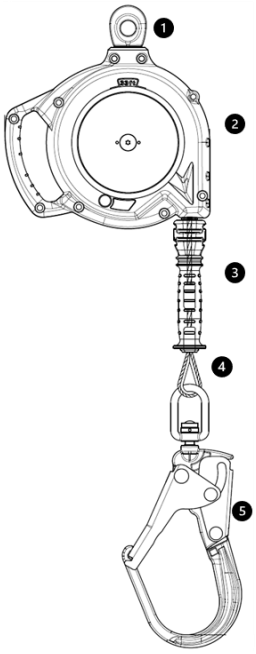

1. Attachment point
2. Housing
3. Grip
4. Wire rope
5. Connector